

**REGULAR MEETING OF DALMENY TOWN COUNCIL  
MONDAY, JULY 7, 2025, 7:00 P.M.  
DALMENY TOWN COUNCIL CHAMBERS**

**AGENDA:**

**CALL TO ORDER – 7:00 p.m.**

**ADOPTION OF AGENDA – additions/deletions**

**MINUTES OF THE PREVIOUS MEETING**

- a. June 23, 2025, Regular Council Meeting

**BUSINESS ARISING FROM THE MINUTES:**

- a.

**ACCOUNTS FOR APPROVAL**

- a. Approval of Current Accounts
- b. Approval of Payroll
- c. Fire Rescue Department Payroll
- d. Per Diems

**FINANCIALS**

- a. Tax Comparisons for the Month of June

**CORRESPONDENCE**

- a. SUMAInvest – Growing Reserves for Growing Communities
- b. SaskWater – Customer Engagement Report
- c. SaskWater – Water Consumption – 2001 to 2025
- d. Town of Dalmeny Household Hazard Waste Event Collection Inventory - GFL

**DELEGATION**

- a.

**REPORTS**

- a. Chief Administrative Officer's Report

**NEW BUSINESS**

- a.

**BYLAWS**

- a. Bylaw 5-2025, a Bylaw to Undertake Asphalt Pavement as a Local Improvement on Victor Close
- b. Bylaw 6-2025, a Bylaw to Undertake Asphalt Pavement as a Local Improvement on Victor Place

**ROUND TABLE DISCUSSION/IN CAMERA**

**ADJOURN**

---

Next Regular Meeting: July 28, 2025

2025 Regular Council Meeting Schedule: July 7,28; August 25; September 8,22; October 6,20;  
November 3,24; December 8,22

Committee of Whole Meetings: 6:30 p.m. prior to Regular Council Meetings; and  
7:00 p.m. on alternate Mondays from council meetings, when required:

Next Dalmeny Police Commission Meeting: September 15, 2025, commencing at 5:00 p.m.

2025 Dalmeny Police Commission Meeting Schedule: September 15; October 20; November 17; and  
December 15

TOWN OF DALMENY  
REGULAR COUNCIL MEETING  
MONDAY, JUNE 23, 2025  
DALMENY TOWN OFFICE

**PRESENT:** Councillors Ed Slack, Matt Bradley and Eric Desnoyer. Also present was CAO Jim Weninger. Mayor Jon Kroeker attended via video conferencing.

**ABSENT:** Councillors Aaron Peters and Anna-Marie Zoller.

**CALL TO ORDER**

Mayor Jon Kroeker called the Regular Council Meeting to order at 7:00 p.m., a quorum being present.

**ADOPTION OF AGENDA**

**212/25 – Desnoyers/Slack** – That the agenda for the Regular meeting of Council of the Town of Dalmeny for June 23, 2025 be adopted as presented.

Carried.

**MINUTES**

**213/25 – Bradley/Desnoyers** – That the Minutes of the June 9, 2025 Regular Council meeting be approved as circulated.

Carried.

**ACCOUNTS PAYABLE**

**214/25 – Slack/Bradley** – That the accounts as detailed on the attached cheque listing and amounting to \$157,060.90 for the period ending June 19, 2025, and representing cheque numbers 20309 to 20350 be approved by Council.

Carried.

**PAYROLL**

**215/25 – Desnoyers/Bradley** – That the payroll listing in the amount of \$21,171.33 for the pay period ending June 9, 2025, be approved by Council.

Carried.

Councillor Amy McNeil arrived at the meeting at 7:13 p.m.

**MASTERCARD**

**216/25 – Bradley/Desnoyers** – That the MasterCard payment listing in the amount of \$6,916.98 for the period ending April 2025 be approved by Council.

Carried.

TOWN OF DALMENY  
REGULAR COUNCIL MEETING  
MONDAY, JUNE 23, 2025  
DALMENY TOWN OFFICE

**CAO REPORT**

**217/25 – Slack/Desnoyers** – That the Chief Administrative Officer’s Report as presented by the Chief Administrative Officer Jim Weninger for June 23, 2025, be accepted by Council.

Carried.

**IN-CAMERA**

**218/25 – McNeil/Slack** – That Council move into the Committee of the Whole and that the session be “in camera” at 7:19 p.m.

Carried.

**RECONVENE**

**219/25 – Slack/Bradley** - That Council reconvene and report at 8:03 p.m.

Carried.

**ADJOURN**

**220/25 – Bradley/Slack** – That the meeting be adjourned. Time 8:04 p.m.

Carried.

(seal)

---

Mayor

---

Chief Administrative Officer

**Dalmeny**  
**Accounts for Approval**  
Batch: 2025-00033 to 2025-00034

Bank Code - AP - AP-GENERAL OPER

**COMPUTER CHEQUE**

Payment #	Date	Vendor Name Invoice #	Reference	Invoice Amount	Payment Amount
20309	6/23/2025	Alicia Bell 5	LARONGE FIRE SUPPORT EXPE	173.71	173.71
20310	6/23/2025	Beverley J. Dovell 88	DALMENY DAYS PARADE SUPPI	136.42	136.42
20311	6/23/2025	C73 Fire Truck Mechanical 1078	FIRE- E21/T25/E23 REPAIR	1,921.57	1,921.57
20312	6/23/2025	Chad Eckes 2	LARONGE FIRE SUPPORT MILE,	419.02	419.02
20313	6/23/2025	Clark's Supply & Service IN464060/63900	CEN PARK- AUGER BIT/ASPHAL	247.53	247.53
20314	6/23/2025	Clarks Crossing Gazette Newspaper 2170	GRAD AD	137.55	137.55
20315	6/23/2025	Dean Vodden 4	LARONGE FIRE SUPPORT EXPE	191.67	191.67
20316	6/23/2025	Devin King 33	LARONGE FIRE SUPPORT EXPE	363.90	363.90
20317	6/23/2025	Equinox Desert Planters Q:2025-300-295	COMMUNITIES IN BLOOM-PLATE	3,382.81	3,382.81
20318	6/23/2025	Exhausted Repair Ltd 5284	FIRE-U21-OIL CHANGE	151.08	151.08
20319	6/23/2025	First Filter Service 344787	FIRE-VEHICLE PARTS	267.82	267.82
20320	6/23/2025	Flatland Metalworks 25188	COMM IN BLOOM PLAQUE/STAK	719.18	719.18
20321	6/23/2025	GFL Environmental LQ02852744	PW- SHOP OIL COLLECTION	343.95	343.95
20322	6/23/2025	Greenline Hose & Fittings S7877879/74868	PUMPHOUSE HOSE/PUMP SUPP	766.63	766.63
20323	6/23/2025	Gregg Distributors LP 035-513001	FIRE-CONSUMABLES	574.43	574.43
20324	6/23/2025	Janzen Steel Buildings Ltd. 10857/10870	PW-ROAD GRAVEL	8,945.87	8,945.87
20325	6/23/2025	Jim Weninger 133	STAFF SUMMER/UMAAS/MEALS	123.57	123.57
20326	6/23/2025	Kyle Rathgeber 8	BATTING CAGE SUPPLIES	920.91	920.91
20327	6/23/2025	Laird Manufacturing Corp 27438	HUSTLER 104/72 DECK BELT/MI	422.20	422.20
20328	6/23/2025	Lambert Distributing 01-105338	HUSTLER 72 SWITCH	50.80	50.80
20329	6/23/2025	Limitless Graphics 5131	FARMERS MARKET SIGNS	266.40	266.40
20330	6/23/2025	McGill's Industrial Service D25-2570	CHLORIDE DUST CONTROL	19,592.57	19,592.57
20331	6/23/2025	MuniCode Services Ltd. 60923	BUILDING INSPECTIONS	141.12	141.12
20332	6/23/2025	Nor-Tec Linen Services R1-907357	LIBRARY/OFFICE/POLICE/AREN.	105.78	105.78
20333	6/23/2025	Pitney Works			



**Dalmeny**  
**Accounts for Approval**  
Batch: 2025-00033 to 2025-00034

**COMPUTER CHEQUE**

Payment #	Date	Vendor Name	Invoice #	Reference	Invoice Amount	Payment Amount
			158	OFFICE POSTAGE	840.00	840.00
20334	6/23/2025	RA Auto Repair LTD				
			45234/44255	POLICE TAHOE TIRES/OIL CHAN	2,141.14	2,141.14
20335	6/23/2025	Sask. Government Insurance				
			185	REC TRUCK/MACK TRUCK PLAT	2,038.92	2,038.92
20336	6/23/2025	SaskEnergy Corp.				
			JUNE 2025	SASKPOWER/ENERGY PMT	11,779.49	11,779.49
20337	6/23/2025	SaskTel CMR				
			486	SASKTEL PAYMENT	583.38	583.38
20338	6/23/2025	Sask Water				
			SW091725	BULK WATER	58,342.30	58,342.30
20339	6/23/2025	Saskatoon CO-OP				
			688	PW/POLICE/FIRE/REC FUEL	5,071.50	5,071.50
20340	6/23/2025	Scott Rowe				
			63	POLICE-POSTAGE CUSTOMS	85.71	85.71
20341	6/23/2025	Sigma Safety Corp				
			22659/22660/044	POLICE-2025 FORD EQUIPMENT	14,150.33	14,150.33
20342	6/23/2025	Southern Irrigation				
			651/36/68/63/83	LAGOON IRRIGATION SUPPLIES	945.53	945.53
20343	6/23/2025	Success Office Systems				
			INV454334	OFFICE-COPIER USEAGE	586.69	586.69
20344	6/23/2025	Swish-Kemsol				
			J045568/45636	RED BARN JANITORIAL	204.25	204.25
20345	6/23/2025	Trans-Care Rescue				
			3336/3285	FIRE- CUTTING HEAD/MEDICAL	962.69	962.69
20346	6/23/2025	Virtue Construction Ltd				
			12-5095	2025 STREET SWEEPING	9,480.65	9,480.65
20347	6/23/2025	Klassen, Wade				
			1	LARONGE FIRE SUPPORT EXPE	45.41	45.41
20348	6/23/2025	Warman Home Centre				
			EY2572	BATTING CAGE SUPPLIES	1,623.96	1,623.96
20349	6/23/2025	Wheatland Regional Library				
			5463	2/2- 2025 LIBRARY LEVY	7,618.23	7,618.23
20350	6/23/2025	Zak's Home Hardware				
			609/392/350/532	PARK/LAGOON SUPPLIES	194.23	194.23
Total Computer Cheque:						157,060.90
Total AP:						157,060.90

Certified Correct This Thursday, June 19, 2025

\_\_\_\_\_  
Mayor

\_\_\_\_\_  
Administrator

# Payor/Payee's List Ready for Manual Release

Page 1 of 1

Back to Manual Release

Payor/Payee Name	Amount	Authorized By
<u>Berrecloth, Donald</u>	416.14	
<u>Bisson, Jordan</u>	1134.83	
<u>Bolld, Tai</u>	1276.70	
<u>Boyle, Lenora</u>	1097.95	
<u>Dovell, Beverley</u>	386.20	
<u>Dyck, Bradley</u>	1903.14	
<u>Furi, Bonnie</u>	364.84	
<u>Halcro, Mathew</u>	1584.48	
<u>Janzen, Kelly</u>	1531.95	
<u>Janzen, Ayden</u>	1238.46	
<u>Johnson, Jeffrey</u>	1834.09	
<u>Moody, Thomas</u>	1650.04	
<u>Perkins, Dana</u>	373.25	
<u>Rowe, Scott</u>	3576.83	
<u>Weninger, Jim</u>	2802.43	

21,171.33

## April MasterCard

	Description	GST	Cost	
510-410-145	Office-Janitor Supplies	\$1.17	\$37.61	
510-410-160	Federal Contest winner prize	\$1.70	\$27.54	
570-400-150	JJ Supplies-Hangers	\$1.75	\$80.09	
570-410-100	Mats Computer Program		\$33.29	
510-410-160	Staff Lunch/retirement lunch	\$4.55	\$158.54	
530-460-100	Asphalt Resurfacing Supplies	\$10.30	\$215.00	
530-410-120	PW- Shop Supplies		\$13.98	
530-250-100	Trinity Safety/Training	\$9.25	\$185.00	
570-420-176	Weed License		\$100.00	
570-450-142	Arena-Janitorial	\$3.01	\$60.26	
570-435-177	Rec-Job Ad	\$1.39	\$27.84	
570-410-100	Mats Computer Program		\$28.85	
570-435-171	Dog Bags	\$19.92	\$398.30	
570-435-177	Park Supplies/PPE	\$28.84	\$611.21	
570-430-176	Rec Truck Supplies	\$11.83	\$250.80	
570-450-146	Arena Building Supplies	\$14.38	\$304.74	
570-450-141	Arena Booth Supplies	\$1.82	\$129.11	
520-455-100	Police-Taser holster	\$6.46	\$129.25	
520-420-100	Police-Office Supplies	\$8.50	\$180.19	
520-260-100	Police-Training		\$20.00	
520-430-100	Police-Vehicle Equipment	\$8.65	\$173.00	
520-220-100	Police-Meals	\$6.58	\$152.72	
520-420-100	Police- Computer Supply		\$288.60	
520-440-100	Police- Small Tools	\$7.33	\$146.67	
520-230-100	Police-2025 Ford Plates		\$1,415.26	
525-455-100	Fire-Supplies	\$9.00	\$190.72	
525-430-120	Fire-Uniforms	\$12.80	\$271.36	
525-460-100	Fire-Medical Supplies	\$13.14	\$455.64	
525-420-100	Fire-Office Supplies	\$21.79	\$509.90	
525-440-130	Fire-Meal for call	\$5.59	\$111.76	
				Total
		\$209.75	\$6,707.23	<b>\$6,916.98</b>

**Dalmeny**  
**Proposed - Accounts for Approval**  
Batch: 2025-00035 to 2025-00038

Bank Code - AP - AP-GENERAL OPER

**COMPUTER CHEQUE**

Payment #	Date	Vendor Name	Invoice #	Reference	Invoice Amount	Payment Amount
20351	6/30/2025	AMSC Insurance Services Ltd				
		JULY 2025		JULY GROUP INSURANCE	9,829.69	9,829.69
20352	6/30/2025	M.E.P.P.				
		JUNE 2025		JUNE MEPP PAYMENT	10,440.20	10,440.20
20353	6/30/2025	Minister of Finance				
		JUNE 2025		JUNE SCHOOL TAXES COLLETE	86,227.67	86,227.67
20354	7/7/2025	ASL Paving Ltd.				
		12501-11744		STREETS-HOT MIX	67.73	67.73
20355	7/7/2025	C73 Fire Truck Mechanical				
		1066		E21/T25/E23- PUMP TESTS	3,326.67	3,326.67
20356	7/7/2025	Canadian National Railways				
		91797806		SIGNAL MAINTENANCE	1,096.50	1,096.50
20357	7/7/2025	City of Saskatoon				
		10001800049836		2025 FIRE DISPATCH	3,602.00	3,602.00
20358	7/7/2025	CM Electrical Services Ltd.				
		1391		TROUBLESHOOT- EXHAUST FAI	309.69	309.69
20359	7/7/2025	Crosby Hanna & Assoc.				
		103-428-10		ADVISORY SERVICES	273.00	273.00
20360	7/7/2025	Dalmeny Curling Club				
		30		2025 COMMUNITY GRANT	2,250.00	2,250.00
20361	7/7/2025	Dalmeny Minor Soccer				
		29		2025 COMMUNITY GRANT	1,450.00	1,450.00
20362	7/7/2025	Dalmeny Martial Arts				
		6		2025 COMMUNITY GRANT	1,200.00	1,200.00
20363	7/7/2025	Dalmeny Sabres Senior Hockey				
		8		2025 COMMUNITY GRANT	1,750.00	1,750.00
20364	7/7/2025	Earthworks Equipment Corp				
		S46541/I21263		BOBCAT ANGLE BROOM/SUPPL	11,864.30	11,864.30
20365	7/7/2025	Emco Waterworks				
		6011270557		ASPHALT MATERIALS	504.28	504.28
20366	7/7/2025	First Filter Service				
		346320		MOBILE PUMP BATTERY	157.51	
		346215		FIRE-U21 BATTERY	231.99	389.50
20367	7/7/2025	GFL Environmental				
		LQ02879654		SEWER CLEANING	903.11	903.11
20368	7/7/2025	Jim Weninger				
		134		RRSP CONTRIBUTION	6,201.58	6,201.58
20369	7/7/2025	Klear Water Equipment				
		251606		PUMPHOUSE-TURBIDIMETER	91.63	91.63
20370	7/7/2025	Loraas Disposal North Ltd				
		JUNE 2025		JUNE GARBAGE/COMPOST/REC	17,044.23	17,044.23
20371	7/7/2025	Petty Cash				
		224		PETTY CASH REPLENISH	272.07	272.07
20372	7/7/2025	Pitney Works				
		154-01		OFFICE POSTAGE	420.00	420.00
20373	7/7/2025	Redhead Equipment Ltd.				
		X85847		MACK TRUCK- DRIVE CLUTCH	1,496.87	1,496.87
20374	7/7/2025	Regent Signs				
		42570		SIGN FOR LOTS-WAKEFIELD	333.00	333.00

Date Printed  
7/4/2025 10:34 AM

**Dalmeny**  
**Proposed - Accounts for Approval**  
Batch: 2025-00035 to 2025-00038

Page 2

**COMPUTER CHEQUE**

Payment #	Date	Vendor Name Invoice #	Reference	Invoice Amount	Payment Amount
20375	7/7/2025	Ricoh Canada Inc. 91540/91400	VEEM/KB4-JUNE/OFFICE COMPI	520.88	520.88
20376	7/7/2025	Road Boss Grader 2892	ROAD BOSS SKID SHOES	411.75	411.75
20377	7/7/2025	Robertson Stromberg 673319	TAX ENFORCEMENT	111.01	111.01
20378	7/7/2025	Sask Research Council 6541/6929/6220	WATER LAB TESTING	101.58	101.58
20379	7/7/2025	SaskTel CMR 487	SASKTEL PAYMENT	576.30	576.30
20380	7/7/2025	The Wireless Age 704628-92	FIRE-RADIO PARTS	77.70	77.70
20381	7/7/2025	Zak's Home Hardware 47831/1	ARENA PAINT	103.98	103.98
				Total Computer Cheque:	<u>163,246.92</u>
				Total AP:	<u>163,246.92</u>

# Payor/Payee's List Ready for Manual Release

Page 1 of 1

[Back to Manual Release](#)

Payor/Payee Name	Amount	Authorized By
<u>Berrecloth, Colleen</u>	549.90	
<u>Berrecloth, Donald</u>	416.14	
<u>Bisson, Jordan</u>	1114.46	
<u>Bolld, Tai</u>	1254.10	
<u>Boyle, Lenora</u>	978.88	
<u>Dorner, Tyler</u>	1629.44	
<u>Dovell, Beverley</u>	386.20	
<u>Dyck, Bradley</u>	1699.09	
<u>Furi, Bonnie</u>	364.84	
<u>Halcro, Mathew</u>	1584.48	
<u>Janzen, Kelly</u>	1531.95	
<u>Janzen, Jaryn</u>	328.32	
<u>Janzen, Ayden</u>	1202.73	
<u>Johnson, Jeffrey</u>	1834.09	
<u>Moody, Thomas</u>	1616.90	
<u>Perkins, Dana</u>	325.61	
<u>Rowe, Scott</u>	3336.63	
<u>Weninger, Jim</u>	2863.64	

23,017.40

# Payor/Payee's List Ready for Manual Release

Page 1 of 1

[Back to Manual Release](#)

Payor/Payee Name	Amount	Authorized By
<u>Baxter, Thomas</u>	20.00	
<u>Bell, Alicia</u>	1275.37	
<u>Donegan, Jason</u>	1100.89	
<u>Eckes, Chad</u>	3274.07	
<u>Fire Association, Dalmeny</u>	675.00	
<u>Francis, James</u>	808.34	
<u>Hay, Nolan</u>	200.00	
<u>Hyland, Brian</u>	4811.35	
<u>Hyland, Nikki</u>	2443.41	
<u>Hyland, Morgyn</u>	1399.30	
<u>Janzen, Jayce</u>	834.75	
<u>King, Devin</u>	3529.16	
<u>Klassen, Darlene</u>	1217.90	
<u>Klassen, Connie</u>	396.86	
<u>Klassen, Wade</u>	2207.41	
<u>Laing, Adam</u>	209.45	
<u>Lange, Walker</u>	20.00	
<u>McHale, Melissa</u>	665.57	
<u>Paul, Keelan</u>	36.86	
<u>Rolston, Jenna</u>	65.00	
<u>Sargent, Tyler</u>	784.46	
<u>Scheller, Carson</u>	758.46	
<u>Shand, Frank</u>	5.93	
<u>Thiessen, Mykenzie</u>	1798.63	
<u>Trevors, Tayte</u>	418.52	
<u>Turner, Mark</u>	350.93	
<u>Vodden, Patrick</u>	4376.05	

33,683.67

# Payor/Payee's List Ready for Manual Release

<b>Payor/Payee Name</b>	<b>Amount</b>
<u>Baxter, Thomas</u>	291.68
<u>Bell, Alicia</u>	291.68
<u>Bradley, Matt</u>	356.40
<u>Desnoyers, Eric</u>	356.40
<u>Klassen, Wade</u>	111.95
<u>Kroeker, Jonathan</u>	784.23
<u>Mcneil, Amy</u>	356.40
<u>Peters, Aaron</u>	356.40
<u>Slack, Edward</u>	356.40
<u>Zoller, Anna- Marie</u>	356.40

3617.94



June Outstanding Municipal and School Property Taxes, along with Frontage Taxes

2025 TIPPS \$90,150.59/month - 269 Properties  
 2024 TIPPS \$86,582.31/month - 258 Properties  
 2023 TIPPS \$83,093.08/month - 242 Properties  
 2022 TIPPS \$71,456.07/month - 227 Properties  
 2021 TIPPS \$67,182.44/month - 221 Properties  
 2020 TIPPS \$60,860.02/month - 203 Properties  
 2019 TIPPS \$54,386.15/month - 185 Properties  
 2018 TIPPS \$51,284.93/month - 175 Properties

2025	Current	Arrears	Total
Municipal	\$ 1,432,384.71	\$ 338,644.26	\$ 1,771,028.97
School	\$ 536,899.49	\$ 17,829.61	\$ 554,729.10
Frontage	\$ 15,860.55		\$ 15,860.55
Totals	\$ 1,985,144.75	\$ 356,473.87	\$ 2,341,618.62

2024	Current	Arrears	Total
Municipal	\$ 1,388,346.01	\$ 455,385.00	\$ 1,843,731.01
School	\$ 497,728.67	\$ 17,229.29	\$ 514,957.96
Frontage	\$ 8,171.94		\$ 8,171.94
Totals	\$ 1,894,246.62	\$ 472,614.29	\$ 2,366,860.91

2023	Current	Arrears	Total
Municipal	\$ 1,684,559.94	\$ 79,340.47	\$ 1,763,900.41
School	\$ 492,419.49	\$ 17,438.10	\$ 509,857.59
Frontage	\$ 6,835.46	\$ 853.35	\$ 7,688.81
Totals	\$ 2,183,814.89	\$ 97,631.92	\$ 2,281,446.81

2022	Current	Arrears	Total
Municipal	\$ 1,356,426.15	\$ 127,092.25	\$ 1,483,518.40
School	\$ 519,915.65	\$ 31,712.67	\$ 551,628.32
Frontage	\$ 7,718.14		\$ 7,718.14
Totals	\$ 1,884,059.94	\$ 158,804.92	\$ 2,042,864.86

2021	Current	Arrears	Total
Municipal	\$ 1,271,909.90	\$ 165,199.28	\$ 1,437,109.18
School	\$ 498,797.42	\$ 28,006.52	\$ 526,803.94
Frontage	\$ 8,769.87		\$ 8,769.87
Totals	\$ 1,779,477.19	\$ 193,205.80	\$ 1,972,682.99

2020	Current	Arrears	Total
Municipal	\$ 1,229,818.70	\$ 240,527.95	\$ 1,470,346.65
School	\$ 475,521.10	\$ 49,861.63	\$ 525,382.73
Frontage	\$ 3,517.15		\$ 3,517.15
Totals	\$ 1,708,856.95	\$ 290,389.58	\$ 1,999,246.53

2019	Current	Arrears	Total
Municipal	\$ 1,329,940.40	\$ 163,460.00	\$ 1,493,400.40
School	\$ 495,064.50	\$ 37,184.30	\$ 532,248.80
Frontage	\$ 1,970.99		
Totals	\$ 1,826,975.89	\$ 200,644.30	\$ 2,027,620.19

2018	Current	Arrears	Total
Municipal	\$ 1,404,513.17	\$ 136,165.06	\$ 1,540,678.23
School	\$ 539,802.98	\$ 34,029.22	\$ 573,832.20
Frontage			
Totals	\$ 1,944,316.15	\$ 170,194.28	\$ 2,114,510.43

2017	Current	Arrears	Total
Municipal	\$ 1,363,685.30	\$ 151,772.72	\$ 1,515,458.02
School	\$ 524,669.83	\$ 41,256.59	\$ 565,926.42
Frontage			
Totals	\$ 1,888,355.13	\$ 193,029.31	\$ 2,081,384.44

2016	Current	Arrears	Total
Municipal	\$ 1,309,588.15	\$ 174,201.18	\$ 1,483,789.33
School	\$ 553,344.50	\$ 42,332.13	\$ 595,676.63
Frontage			
Totals	\$ 1,862,932.65	\$ 216,533.31	\$ 2,079,465.96



*Consequence "A"*

*Ready for formal  
July 4/25*



# Growing Reserves for Growing Communities

An easy, effective way to manage your municipal reserves

SUMAINvest.ca



# Contents

About SUMAInvest 3

Program Partners 4


SUMAInvest Benefits 5

Investment Portfolio 6

Comparison to GICs 7

Learn more about the SUMAInvest program and access additional information and resources by navigating to [\*\*www.SUMAInvest.ca\*\*](http://www.SUMAInvest.ca)





# About SUMAInvest

**A new opportunity for Saskatchewan municipalities to pool reserves and benefit from a diversified, professionally-managed investment portfolio**

SUMAInvest is a collaboration between the Saskatchewan Urban Municipalities Association and the Saskatchewan Community Foundation with the goal of **strengthening the financial capacity of municipalities by working together for pooled reserve investment.**

The program leverages the diversified and professionally-managed investment portfolio of the Saskatchewan Community Foundation to help your municipality grow reserves and meet the needs of your community.



**1** Your municipality opens a SUMAInvest account with a motion from council



**2** Your municipality pools reserve funds with the shared investment portfolio



**3** Your municipal reserves grow in the diversified and professionally-managed portfolio




**4** Your council can withdraw funds at anytime for programs, projects, or emergent needs


## Effective reserve management is key to municipal finances

As the former mayor of Humboldt, Malcolm Eaton encourages municipal leaders to learn about best practices for governance and financial management. Drawing on his own experience as a member of council and his work with municipalities, he recognizes the importance of effective reserve management to help stretch municipal dollars.

"The aspirations we all have for the future of our communities must be based on financial plans that support our long term goals and vision. **SUMAInvest provides a vehicle to help councils make financial planning decisions that can have a real impact.**"







# Program Partners

**SUMAINvest is a collaboration between SUMA and the Saskatchewan Community Foundation designed to strengthen our communities.**

SUMAINvest is an initiative created by two trusted and local partners with over 150 years of collective experience supporting Saskatchewan communities. The program leverages each organization's expertise and is built on **a shared commitment to help Saskatchewan municipalities succeed.**

## Saskatchewan Urban Municipalities Association



Recognized since 1905 as the collective voice of Saskatchewan municipalities, SUMA represents the interests of municipal governments on policy and program matters within provincial jurisdiction.

The Association has been in continuous operation since that time, serving the needs of member councils by maintaining and improving the strength of local government. The SUMAINvest program is an opportunity for member municipalities to strengthen their financial position and grow reserves to sustain and enhance our communities.

## Saskatchewan Community Foundation

For over 55 years, the Saskatchewan Community Foundation has been investing in Saskatchewan communities and is one of the largest non-governmental funders of the charitable sector in the province. The Community Foundation serves as a catalyst for community impact and has granted out over \$40 million in the past decade alone to charities and qualified donees.

As an institutional investor, the Saskatchewan Community Foundation is trusted with over \$125 million in assets. SUMAINvest harnesses the investment infrastructure and economies of scale of the Community Foundation to support municipal reserve management.







# Benefits of SUMAInvest

**Our goal is to harness the power of a pooled investment portfolio to grow municipal reserves and put more money back into our communities.**



## **Professional, Expert Management**

Benefit from the expertise and experience of third-party investment managers. Qualified professionals apply strategic insights to maximize returns and reduce risk.



## **Diversified Investments**

The well-balanced investment portfolio reduces exposure to market volatility with alternative investments in infrastructure, real estate, and mortgages.



## **Access Funds Anytime**

Enjoy the flexibility and peace-of-mind knowing that you can withdraw funds at anytime without penalty. There is no holding period and no locked-in term.



## **Maintain Control Over Funds**

Your funds remain under your ownership and are accounted for on your financials. Retain control over your funds without sacrificing growth potential.



## **Full Transparency**

In addition to quarterly financial statements, you will have access to a private, online Fund Portal that chronicles contributions and withdrawals from your account.



## **Low Administrative Fees**

The low fees (0.5%) charged by the Community Foundation — a registered charity — ultimately go back to support local jobs and Saskatchewan communities.



## **Homegrown Impact**

The Community Foundation has been built by Saskatchewan people to serve our province. A portion of the investment pool is dedicated to investing with local impact.



## **Cost Savings**

Benefit from our economies of scale, low fees, and organizational expertise to save your municipality time and money that can be refocused on community impact.



## **For Communities of All Sizes**


From small hamlets to major cities, the SUMAInvest program is open to all Saskatchewan communities with a minimum initial investment of just \$10,000.



## **Trusted Third-Party**

The Community Foundation has been a trusted steward of funds for over 55 years with a wealth of experience and robust governance structures for accountability.





# Investment Portfolio

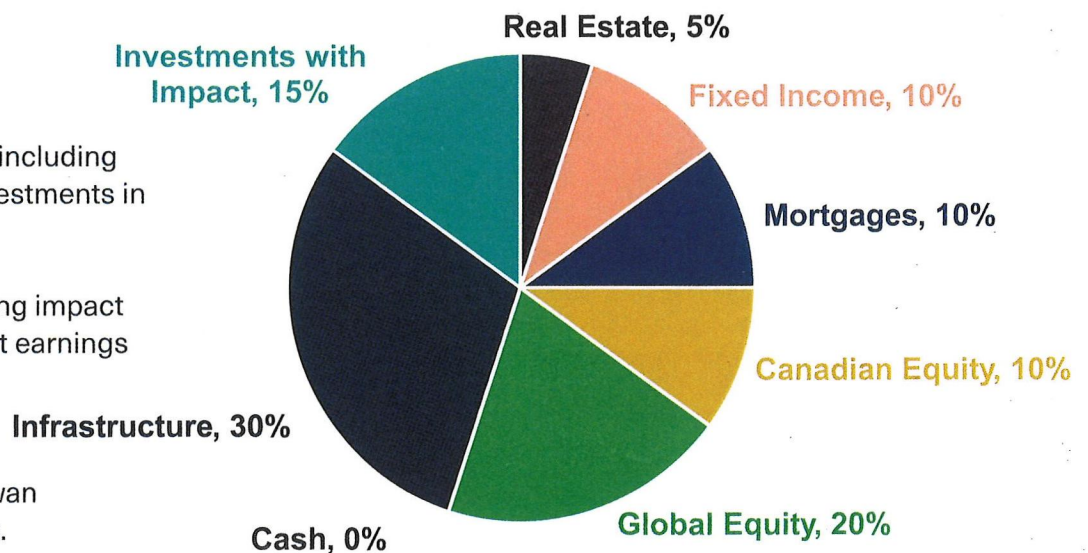
**Powered by the Saskatchewan Community Foundation, the SUMAInvest investment portfolio is balanced and diversified, like a pension plan.**

The SUMAInvest portfolio balances market-based equities with alternative investments, like infrastructure and real estate. The investments are structured with a long-term outlook and a commitment to investing locally in Saskatchewan businesses and jobs.

The target asset mix, presented below, outlines the structure of the investment portfolio. It is analyzed quarterly by investment experts, reviewed annually by a Finance Committee, and approved by the Board.

The portfolio involves a commitment to investing approximately 15% in "Investments with Impact," including social impact loans and investments in Saskatchewan companies.

We are committed to creating impact not only through investment earnings on your reserves, but through responsible investment of the asset pool to support Saskatchewan communities and local jobs.



## SUMAInvest Fees

### Community Foundation Administration Fee

0.5% Annual Fee, charged quarterly

Supports the local jobs and operational costs of the Saskatchewan Community Foundation

### Investment Management Fee

Average 0.53% Annual Fee, charged quarterly

For professional active fund management and charged on a cost recovery basis





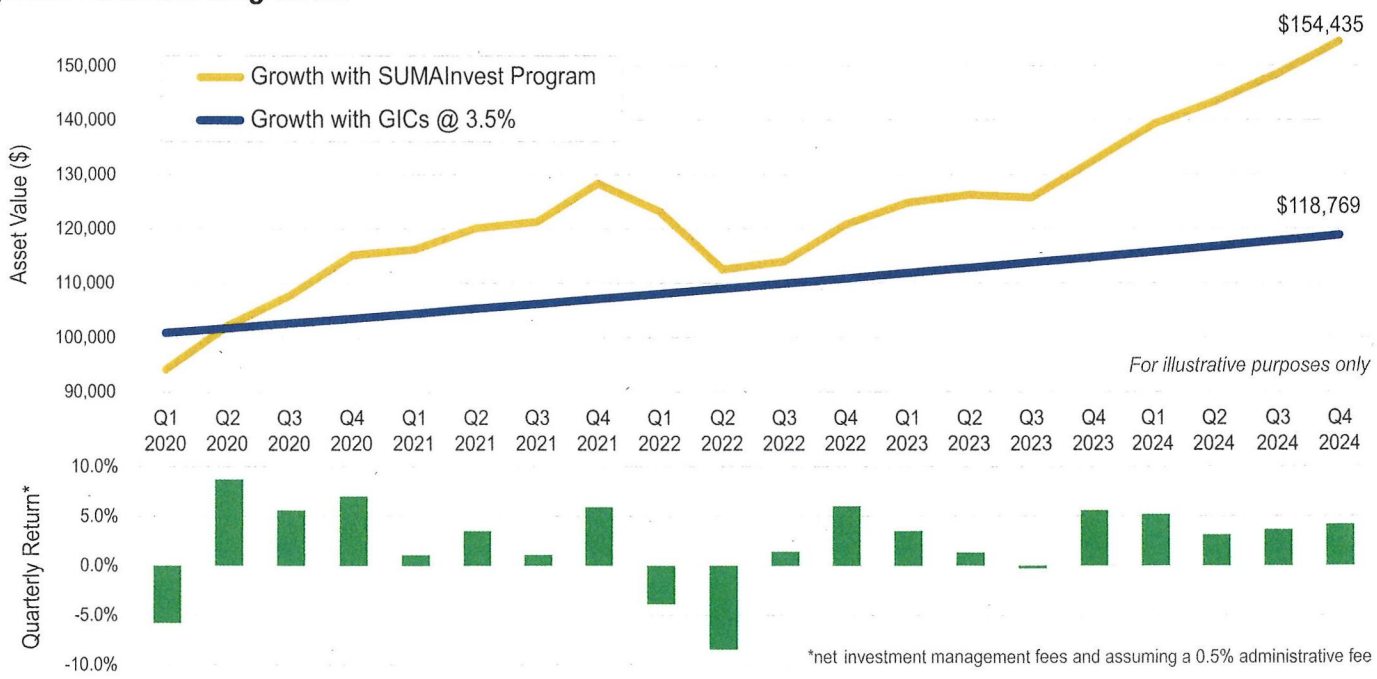
# Comparison to GICs

SUMAIInvest can earn your municipality significantly more than holding reserves in cash or GICs.

The SUMAIInvest program offers greater potential for investment growth and reduced risk as part of a diversified portfolio of over \$125 million.

The figure below plots our quarterly returns for the past five years (green bars). Our fifteen-year historical average annualized return is now close to 8% and our five-year average annualized return is above 10%.

While there are occasionally unrealized losses in some quarters, the investment portfolio is designed with a long-term outlook. **The greatest risk of losses is in the short-term and the greatest opportunity for growth is in the long-term.**



The top figure illustrates the potential growth of \$100,000 in reserves if pooled with the SUMAIInvest program (yellow line) compared to GICs (blue line), assuming five consecutive 1-year terms at 3.5% interest (a generous GIC rate as benchmark interest rates decline).

After five years, the GIC value would be \$118,769. **By comparison, the same initial investment of \$100,000 would have grown to \$154,435 with SUMAIInvest.** That's an additional \$35,666!



# Better Together

**The SUMAInvest program brings together trusted and local partners to offer Saskatchewan municipalities a new opportunity for investing reserves.**

**Our communities thrive when we work together.**

SUMAInvest allows communities across the province to pool reserve dollars and benefit from a diversified and expertly-managed investment portfolio. Together, our economies of scale help produce higher investment returns and put more money back into our communities.

"One of the biggest challenge facing every council is its ability to invest in the long-term future of the community. This was certainly true in my time as Mayor. The SUMAInvest program provides for a very beneficial partnership to help with financial planning. I'm very excited about the collaboration between SUMA and the Saskatchewan Community Foundation and look forward to benefits the program brings for Saskatchewan Municipalities."

**Malcolm Eaton**, Former Mayor of Humboldt



"The Saskatchewan Community Foundation is a local catalyst for good and is committed to strengthening our communities, now and in the future. For over 55 years, we have been a trusted partner for individuals, families, and organizations dedicated to creating community impact. With SUMAInvest, the Community Foundation is excited to build partnerships with Saskatchewan municipalities to grow reserves and put more money back into our local communities."

**Donna Ziegler**, Saskatchewan Community Foundation Executive Director




"By benefiting from better financial management of reserves, SUMAInvest empowers urban municipalities to leverage strategic investments, grow their wealth, support long-term community planning, and significantly enhance community infrastructure. Through a well-structured municipal investment program, our municipalities can foster sustainable growth, improve quality of life, and create vibrant, interconnected communities that thrive."

**Jean-Marc Nadeau**, PhD, C.Mgr., SUMA CEO

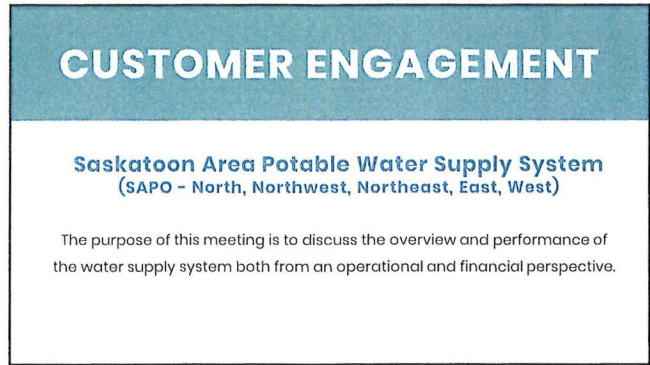


**Phone:** 306-751-4756  
**Toll Free:** 1-877-751-4756  
**Email:** [info@sumainvest.ca](mailto:info@sumainvest.ca)  
**Website:** [www.SUMAInvest.ca](http://www.SUMAInvest.ca)






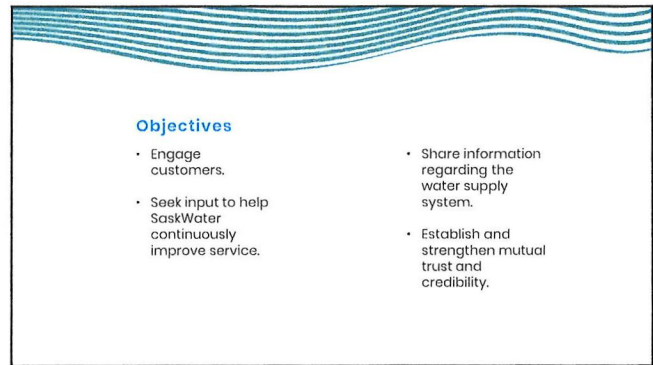
1



2



3



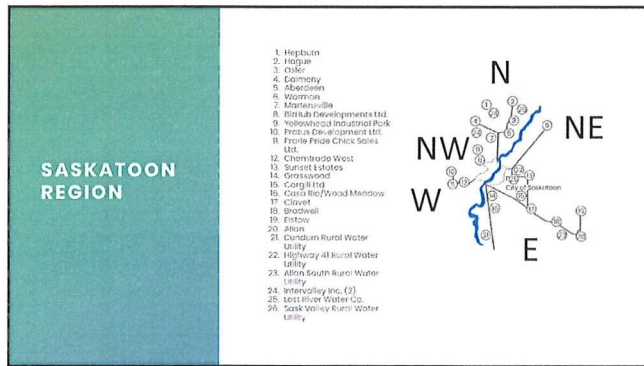
4



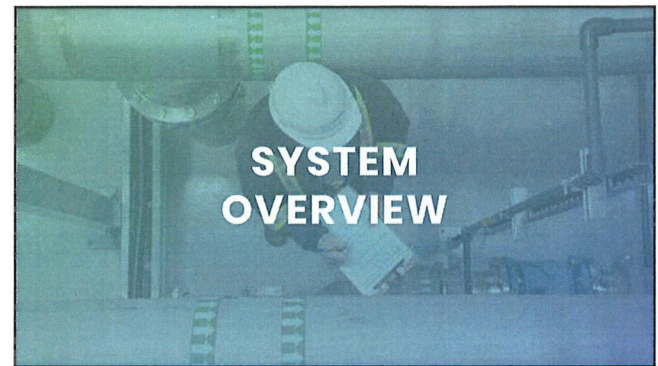
5



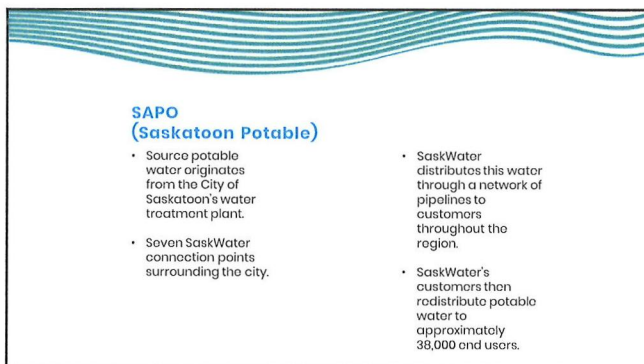
6



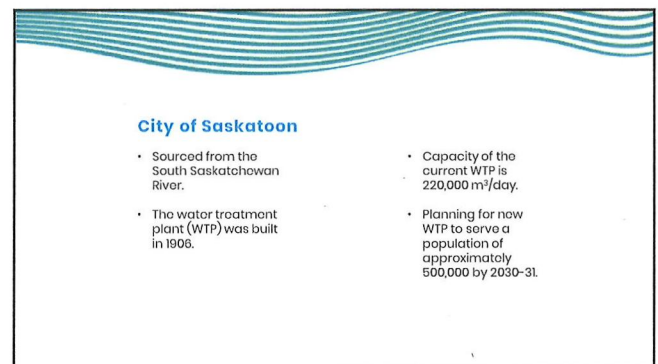
7




8



9



10



11



12



### Water supply agreement

- 20-year Master Servicing Agreement executed with the City of Saskatoon on January 1, 2022.
- 20-year Water Supply Agreements provided to SaskWater's customers across the region in 2021 & 2022 to dovetail with the new Master Servicing Agreement.
- Schedule A: Points of Delivery & Map.
- Schedule B: Water Supply Rates (SaskWater Quality Control & Transmission Rate).
- Schedule C: Volumes (Max Daily Volume, Max Flow, Minimum Purchase Requirement).
- Schedule D: Customer Inventory for the implementation of connection fees.

13

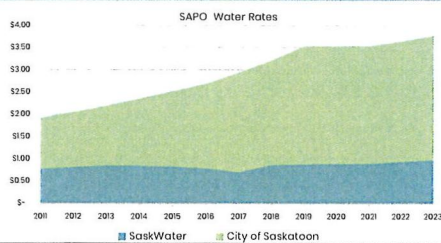
### RATE STRUCTURE

#### Bulk Water Charge + Quality Control & Transmission Rate = Total Water Rate

- City of Saskatoon Bulk Water Charge
  - 2024 \$2.9420/m<sup>3</sup>
  - 2025 \$3.1010/m<sup>3</sup>
  - 2026 & 2027 (2-year rate schedule TBD)
- SaskWater Quality Control & Transmission Rate
  - 2024 \$1.0109/m<sup>3</sup>
  - 2025 \$1.0311/m<sup>3</sup>
    - (+2% increase effective July 1, 2025)
  - 2026 \$1.0517/m<sup>3</sup>
    - (2% increase effective Jan. 1, 2026)
  - 2027 \$1.0731/m<sup>3</sup>
    - (2% increase effective Jan. 1, 2027)

14

### RATE HISTORY 2011 – 2023



15

### New City of Saskatoon Connection Fee

- City of Saskatoon Connection Fee
  - 2025 \$2909.70
  - Based on City Council Bylaw
  - Based on connection size
  - Charged on all new connections
- List of new connections due annually October 31.
- Growth pays for growth model.
- Connection fee for one house inside Saskatoon = one house outside.

16

### Grandfathering Rules: What Qualifies?

- ✓ All connections currently in service on January 1, 2022
- ✓ Connections not in service but installed & paid for
- ✓ Connections installed +/- 60 days of January 1, 2022
- ✓ Connections committed to by agreement in place prior to December 31, 2020, where a price was stipulated to SaskWater's customer such that it cannot be amended
- ⚠ Any agreements for new multi-family connections made any time during 2021 required review
- ✗ All other new connections → Not grandfathered


17

### OPERATIONS & ENGINEERING

18



19




- The SaskWater pipeline network in this region is classified and permitted as a Class 3 Water Distribution by the Water Security Agency (WSA).
- SaskWater operates the waterworks within the parameters of this WSA permit.
- Six local staff supported by provincial relief operators and one district operations manager.
- 7 days/week, 24-hour standby.
- Complete required testing, repairs, maintenance, and operation of the waterworks.
- Provide and install water connections based on the allocations specified in the water supply agreement with set globe valves to customers.
- Monitor water usage and perform adjustments as requested to meet current demand.

20

### MAINTENANCE

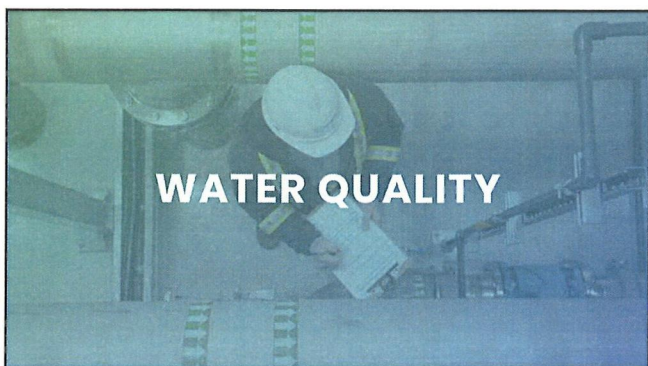
- Chloramination maintenance within the permit to operate.
- Swabbing of the SAPONTH (NTRT 20") line was successfully completed in October 2022.
- Plan for rotational swabbing of the Saskatoon Region network.



21



22



23

## WATER QUALITY

### Five separate systems

- SAPOEST (Saskatoon Potable East)
- SAPONET (Saskatoon Potable Northeast)
- SAPONTH (Saskatoon Potable North)
- SAPONWT (Saskatoon Potable Northwest)
- SAPOWST (Saskatoon Potable West)

### Notification to Consumers

- Drinking Water Quality & Compliance for 2023 in this presentation
- 2024 expected mid-April
- Provided annually

24



SAPO-NORTH

Bacteriological Quality

Parameter	# Required	# Submitted	# Positive
Total Coliform	208	208	0
E. Coli	208	208	0
Background Bacteria	208	208	0

Water Disinfection

(chlorine residual in entering distribution system -  
from test results submitted with bacteriological samples)

Parameter	Minimum Limit (either/or)	Range (mg/L)	# Tests Required	# Tests Submitted	# Adequate Chlorine
Total Chlorine (bacteriological samples)	0.50 mg/L	1.49 - 1.97 (Avg 1.74)	208	208	208
Total Chlorine (on-line analyzer)	0.50 mg/L	1.38 - 2.45 (Avg 1.90)	Continuous	Continuous	100%

25

## SAPO-EAST

### Bacteriological Quality

Parameter	# Required	# Submitted	# Positive
Total Coliform	166	166	0
E. Coli	166	166	0
Background Bacteria	166	166	0

### Water Disinfection

(chlorine residual in entering distribution system –  
from test results submitted with bacteriological samples)

Parameter	Minimum Limit (either/or)	Range (mg/L)	# Tests Required	# Tests Submitted	# Adequate Chlorine
Total Chlorine (bacteriological samples)	0.50 mg/L	0.98-1.84 (Avg 1.48)	166	166	166
Total Chlorine (on-line analyzer)	0.50 mg/L	1.42-2.82 (Avg 1.82)	Continuous	Continuous	100%

26

SAPO-NORTHEAST

Bacteriological Quality

Parameter	# Required	# Submitted	# Positive
Total Coliform	104	104	0
E. Coli	104	104	0
Background Bacteria	104	104	0

Water Disinfection  
(chlorine residual in entering distribution system -  
from test results submitted with bacteriological samples)

Parameter	Minimum Limit (either/or)	Range (mg/L)	# Tests Required	# Tests Submitted	# Adequate Chlorine
Total Chlorine (bacteriological samples)	0.50 mg/L	1.14-1.85 (Avg 1.61)	104	104	104
Total Chlorine (on-line analyzer)	0.50 mg/L	1.46-2.17 (Avg 1.63)	Continuous	Continuous	100%

27

## SAPO- NORTHWEST

### Bacteriological Quality

Parameter	# Required	# Submitted	# Positive
Total Coliform	52	52	0
E. Coli	52	52	0
Background Bacteria	52	52	0

### Water Disinfection

(chlorine residual in entering distribution system -  
from test results submitted with bacteriological samples)

Parameter	Minimum Limit (either/or)	Range (mg/L)	# Tests Required	# Tests Submitted	# Adequate Chlorine
Total Chlorine (bacteriological samples)	0.50 mg/L	1.42-1.87 (Avg 1.70)	52	52	52
Total Chlorine (on-line analyzer)	0.50 mg/L	1.26-2.03 (Avg 1.64)	Continuous	Continuous	100%

28

SAPO-WEST

### Bacteriological Quality

Parameter	# Required	# Submitted	# Positive
Total Coliform	52	52	0
E. Coli	52	52	0
Background Bacteria	52	52	0

### Water Disinfection

(chlorine residual in entering distribution system -  
from test results submitted with bacteriological samples)

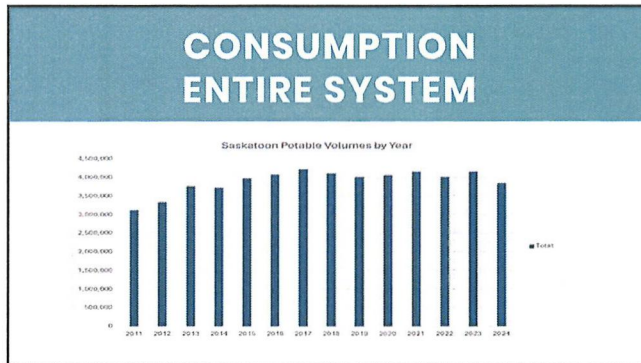
Parameter	Minimum Limit (either/or)	Range (mg/L)	# Tests Required	# Tests Submitted	# Adequate Chlorine
Total Chlorine (bacteriological samples)	0.50 mg/L	0.85-1.89 (Avg 1.50)	52	52	52
Total Chlorine (on-line analyzer)	0.50 mg/L	1.33-2.48 (Avg 1.89)	Continuous	Continuous	100%

29




CONSUMPTION

30



31



32

### Capital Plan & Budget

#### CAPITAL PLAN & BUDGET

- Funded projects within the SAPO system are currently underway and/or budgeted for.
- Projects are prioritized and planned according to system requirements and existing resources.
- A condition and capacity assessment review is underway for 2025-2026 and will guide long-term capital planning for SAPO.
- SaskWater proactively applies for grant funding where possible to maximize resources and project impact.

33

### SAPO Systems

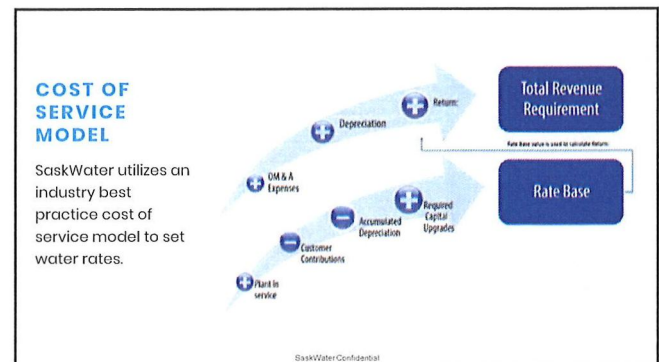
#### CAPITAL BUDGET

- SAPOEST (Saskatoon Potable East)
  - Cargill Manhole Upgrade
  - Budget \$29,000
  - Timeline 2026
- SAPONET (Saskatoon Potable Northeast)
  - Pipeline Re-Alignment due to Highway 5 twinning project
  - Budget \$4,100,000
  - Timeline 2024-2026
- SAPONTH (Saskatoon Potable North)
  - Osler cross upgrade with swab retrieval
  - Budget \$100,000
  - Timeline 2024-2026

34



35



36



Saskatoon Potable Financial Summary										
Year	Actuals				Forecast				2027	2028
	2021	2022	2023	2024	2025	2026	2027	2028		
Volume	3,987,712	3,891,415	3,917,470	3,740,149	3,817,469	3,687,061	3,819,838	3,948,481		
SaskWater QCTH Municipals	\$ 0.8309	\$ 0.8309	\$ 0.8708	\$ 1.0108	\$ 1.0211	\$ 1.0817	\$ 1.0728	\$ 1.0728		
SaskWater QCTH Rate Inc.		4.40%	4.30%	4.12%	2.00%	2.00%	2.00%	0.00%		
Risk Water Rate	\$ 2.6487	\$ 2.7127	\$ 2.8549	\$ 2.9420	\$ 3.1009	\$ 3.1909	\$ 3.3887	\$ 3.3884		
Risk Water Rate Inc.		3.40%	3.40%	4.80%	5.40%	3.00%	3.00%	3.00%		
Total Municipal Rate	\$ 3.5276	\$ 3.6436	\$ 3.7758	\$ 3.8529	\$ 4.1220	\$ 4.2487	\$ 4.3825	\$ 4.4612		
Total Rate Inc.		3.00%	3.65%	4.69%	4.52%	2.75%	2.75%	2.20%		
Revenue	\$14,013,574	\$14,027,571	\$14,679,720	\$14,729,480	\$15,585,154	\$15,420,312	\$15,964,718	\$15,443,860		
Revenue Required										
OMAA	\$ 1,784,584	\$ 1,942,367	\$ 1,563,582	\$ 1,600,200	\$ 1,644,295	\$ 1,697,652	\$ 1,743,581	\$ 1,801,620		
Bulk Water	\$13,000,046	\$13,901,835	\$13,680,627	\$11,795,531	\$12,350,496	\$12,527,381	\$13,556,138	\$13,568,835		
Depreciation	\$ 1,066,271	\$ 1,108,914	\$ 1,117,688	\$ 1,078,368	\$ 1,034,383	\$ 1,061,507	\$ 1,087,055	\$ 1,075,118		
Subtotal	\$15,850,891	\$16,953,116	\$14,362,907	\$14,474,100	\$15,029,174	\$15,286,540	\$16,386,774	\$16,445,573		
Interest	\$ 396,382	\$ 428,308	\$ 390,060	\$ 454,421	\$ 418,050	\$ 433,658	\$ 489,850	\$ 457,620		
Return on Equity	\$ 1,182,383	\$ 1,174,441	\$ 1,134,908	\$ 982,781	\$ 919,458	\$ 861,769	\$ 824,109	\$ 753,976		
Total Revenue Required	\$18,429,538	\$19,584,173	\$16,987,935	\$16,924,300	\$16,867,832	\$16,602,027	\$18,700,583	\$17,713,195		
Balance	\$ 1,444,621	\$ 1,568,994	\$ 1,211,551	\$ 1,120,819	\$ 1,222,729	\$ 1,401,157	\$ 1,932,877	\$ 1,841,836		
R-RR	0.81	0.90	0.92	0.93	0.93	0.92	0.87	0.88		
Rate Base	\$28,478,532	\$24,394,261	\$24,518,006	\$23,672,553	\$22,797,579	\$23,708,181	\$22,346,874	\$21,234,619		
Additions	\$ -	\$ 1,224,659	\$ 280,240	\$ 201,487	\$ 1,848,000	\$ 380,000	\$ 75,000	\$ -		
Depreciation	\$ 1,066,271	\$ 1,108,914	\$ 1,117,688	\$ 1,078,368	\$ 1,034,383	\$ 1,061,507	\$ 1,087,055	\$ 1,075,118		
Ending	\$24,394,261	\$24,518,006	\$23,672,553	\$22,797,579	\$23,708,181	\$22,346,874	\$21,234,619	\$20,159,502		

SaskWater Confidential

37



38

## COMMUNITY INVOLVEMENT


### Recent SaskWater Sponsorship

- Allan Family Day
- Martensville Regional Race & Buster Days
- Abordoon Sunset Rangers Multiple 4H Club, Playground fundraiser & Abordoon Days
- Allan Family Day
- Hepburn Public Skating

**Apply for donations & community sponsorship on our website:**

[SaskWater.com](https://www.saskwater.com)

39



40



41



42

Preponderance C<sup>2</sup>

Ready for Council  
July 4/25

System	Pipeline	Customer Name	Cust #	Agree #	Year	JAN	FEB	MAR	APR	MAY	JUN	JUL	AUG	SEP	OCT	NOV	DEC	Yearly Total
STWS	North Warman	Dalmeny, Town of	101136	201136	2001	11825	11005	12515	12695	20030	20155	21550	26620	15305	13930	12303	11560	189493
STWS	North Warman	Dalmeny, Town of	101136	201136	2002	11505	10645	11870	11585	22525	20510	20165	16665	12210	11995	11351	11760	172786
STWS	North Warman	Dalmeny, Town of	101136	201136	2003	11560	10560	10745	11630	20250	23465	18990	23170	12650	13255	10690	11610	178575
STWS	North Warman	Dalmeny, Town of	101136	201136	2004	11405	9985	11660	11455	14795	18090	11545	13615	11465	12375	11150	12860	150400
STWS	North Warman	Dalmeny, Town of	101136	201136	2005	11198	9860	11205	12275	13375	14425	14000	14935	13220	11380	11345	12623	149841
STWS	North Warman	Dalmeny, Town of	101136	201136	2006	11435	10225	12210	10740	13580	15795	16200	15480	14325	11505	11475	12495	155465
STWS	North Warman	Dalmeny, Town of	101136	201136	2007	10480	9705	10955	11370	12680	13845	14990	14210	10955	11575	11925	11260	143950
STWS	North Warman	Dalmeny, Town of	101136	201136	2008	10865	11420	10445	10740	15865	16135	15160	13360	12080	12194	9691	11270	149225
STWS	North Warman	Dalmeny, Town of	101136	201136	2009	11500	9675	12760	11840	13810	16420	15085	9199	14472	11676	10126	7586	144149
STWS	North Warman	Dalmeny, Town of	101136	201136	2010	12739	9459	11564	8872	10631	11581	12875	12855	10145	11105	12558	7160	131544
STWS	North Warman	Dalmeny, Town of	101136	201136	2011	13375	9978	10677	9914	10244	15598	10747	14149	11889	11461	10965	9295	138292
STWS	North Warman	Dalmeny, Town of	101136	201136	2012	12281	10166	11549	9831	11349	12447	10784	12455	10524	11497	11740	8870	133493
STWS	North Warman	Dalmeny, Town of	101136	201136	2013	11328	9522	9266	11673	10564	13765	9581	14339	15348	10087	10328	7956	133757
STWS	North Warman	Dalmeny, Town of	101136	201136	2014	11424	10090	10134	9986	11186	11975	13426	14242	11785	10805	9563	9991	134607
STWS	North Warman	Dalmeny, Town of	101136	201136	2015	11560	10283	9429	10265	12625	18908	17783	12266	11792	10139	9864	9160	144074
STWS	North Warman	Dalmeny, Town of	101136	201136	2016	11542	9997	9312	10879	13378	16889	11224	10622	11557	9604	9177	9739	133920
STWS	North Warman	Dalmeny, Town of	101136	201136	2017	10544	13262	7316	10156	11976	11228	17478	12605	13989	11333	10068	8280	138235
STWS	North Warman	Dalmeny, Town of	101136	201136	2018	10563	9393	8756	9989	12035	12880	12679	13948	10221	9084	9446	9370	128364
STWS	North Warman	Dalmeny, Town of	101136	201136	2019	9638	9340	8738	10103	11825	15619	11206	12629	11671	10086	10586	10195	131636
STWS	North Warman	Dalmeny, Town of	101136	201136	2020	9989	10322	9985	11097	12757	14310	12538	17746	12578	12522	10221	9403	143468
STWS	North Warman	Dalmeny, Town of	101136	201136	2021	10089	9709	8461	10127	13196	15005	18435	15075	10677	11602	9874	10177	142427
STWS	North Warman	Dalmeny, Town of	101136	201136	2022	10573	8953	9285	10166	10901	13856	14525	15231	13399	10966	10793	9390	138038
STWS	North Warman	Dalmeny, Town of	101136	201136	2023	10509	10048	9088	10371	12639	14025	14664	13616	12305	10929	10146	10229	138569
STWS	North Warman	Dalmeny, Town of	101136	201136	2024	10709	10519	10594	11304	11287	12947	13644	15117	13239	11032	11069	10875	142336
STWS	North Warman	Dalmeny, Town of	101136	201136	2025	11413	12151	11066	11932	13513	0	0	0	0	0	0	0	60075



Correspondence D<sup>13</sup>

Ready for  
Council  
July 4/25



## TOWN OF DALMENY HHW EVENT - COLLECTION INVENTORY

<b>Event Date</b>	8 May 2025	<b>GFL Staff</b>	1
<b>Residents Attended</b>	21 (16 w/ HHW Program acceptable waste)	<b>Service Order Number - Product Care</b>	W3443891

Category	Description	UN	Class	Received		Weight	Notes
<b>Compressed</b>	Aerosol, HHW Program (flammable, toxic and/or corrosive)	1950	2.1	Pail	1 Drum	36 Kg	
	Propane, 1lb, HHW Program	1075	2.1	1 Pail	Drum	6 Kg	
	Butane, Cylinder, HHW Program	1011	2.1	Pail	Drum	Kg	
	MAP Gas, Cylinder, HHW Program	1060	2.1	Pail	Drum	Kg	
<b>Flammable Liquid</b>	Flammable Liquids, HHW Program	1992	3(6.1)	Pail	1 Drum	43 Kg	
<b>Oxidizer</b>	Oxidizing Solid/Liquid, HHW Program	1479	5.1	Pail	Drum	Kg	
<b>Toxic</b>	Toxic & Pesticide, HHW Program	3288	6.1	2 Pail	Drum	11 Kg	
<b>Corrosive</b>	Corrosives, HHW Program	1760	8	1 Pail	Drum	2 Kg	
<b>Battery Not Program</b>	Alkaline, NiCd, NiMH, CZn	NR	NR	Pail	Drum	Kg	
	Litium & Lithium Ion	3480	9	1 Pail	Drum	2 Kg	
	Sealed Lead Acid	2800	8	Pail	Drum	Kg	
<b>HHW Prog Weight</b>		<b>98 Kg</b>		<b>TOTAL Weight</b>		<b>100 Kg</b>	

**CAO REPORT**  
**July 7, 2025**

**1. Utility Invoices – April 2025:**

The Utility Billing for the period May 1, 2025, to June 30, 2025, has been prepared and mailed/emailed. The total amount for the Utility Billing was \$284,835.34, as follows:

• Water Services	\$150,638.40
• Sanitary Sewer Services	\$ 99,050.48
• Waste Collection Fees	\$ 35,146.46

There were 115 minimum Utility Bills for this period.

The Regional Water Service also achieved revenue of \$23,827.30 to June 30, 2025. The budget figure is \$48,000.00 for the year 2025.

**2. Spray Park Water Consumption – May 1 to June 30, 2025:**

For the period May 1, 2025, to June 30, 2025, the Spray Park consumed 17,591 gallons of water at a cost of \$328.82 ( $17,591/219.969152 = 79.9703$  cubic metres X \$4.1119 [\$3.1010 + \$1.0109]).

In 2024 for the same period the Spray Park consumed 26,408 gallons. The SaskWater charge for this amount of water is \$474.56. ( $26,408/219.969152 = 120.053$  cubic metres X \$3.9529 [\$2.942 + \$1.0109]).

Jim Weninger, Chief Administrative Officer

**BYLAW NO. 5-2025**  
**OF THE TOWN OF DALMENY**  
**IN THE PROVINCE OF SASKATCHEWAN**

**A BYLAW TO UNDERTAKE ASPHALT PAVEMENT AS A LOCAL IMPROVEMENT**

The Council of the Town of Dalmeny, in the Province of Saskatchewan, enacts as follows:

1. The undertaking of asphalt pavement as a local improvement is hereby authorized on:

<u>Street/Avenue</u>	<u>From</u>	<u>To</u>
Victor Close	Loeppky Avenue	Bubble

2. The estimated cost of the undertaking is \$284,386.21; the estimated sum of \$209,790.07 is to be paid by the municipality and the estimated sum of \$74,596.14 is to be paid by benefiting landowners by way of special assessment.
3. The estimated special assessment rate on a prepaid basis will be payable in one lump sum consisting of the base amount of \$2,200.00, plus an amount determined by multiplying the assessed value of the individual homeowner's property by a factor dependent on the area of the property. If not prepaid, in seven equal annual instalments of principal, plus interest:
- a. In partial payment prior to December 31, 2026, with the balance to be prorated over the same 7-year period (2027 to 2033) with an interest rate of 5 percent.
- b. The full remaining balance may be paid in January of each year during the 7-year period with the interest rate being prorated based on the time of payment.
4. The Mayor and the Chief Administrative Officer are authorized to raise by way of temporary loans or advances from any bank, credit union or person, the moneys necessary to meet the cost of the undertaking. Any such loans or advances shall be a first charge upon the proceeds of the sale of any debentures. The Mayor and the Chief Administrative Officer are authorized to sign and seal any promissory note, notes or renewals to effect such loans or advances and will ensure the temporary borrowing does not cause the municipality to exceed its debt limit. Additional appropriate public notice will be provided as per the Municipal Public Notice Bylaw.
5. The lifetime of the work described above, as estimated by the engineer, is 7 years.

(S E A L)

\_\_\_\_\_  
Mayor

\_\_\_\_\_  
Chief Administrative Officer

**BYLAW NO. 6-2025**

**OF THE TOWN OF DALMENY  
IN THE PROVINCE OF SASKATCHEWAN**

**A BYLAW TO UNDERTAKE ASPHALT PAVEMENT AS A LOCAL IMPROVEMENT**

The Council of the Town of Dalmeny, in the Province of Saskatchewan, enacts as follows:

1. The undertaking of asphalt pavement as a local improvement is hereby authorized on:

<u>Street/Avenue</u>	<u>From</u>	<u>To</u>
Victor Place	Loeppky Avenue	Bubble

2. The estimated cost of the undertaking is \$284,386.21; the estimated sum of \$200,836.29 is to be paid by the municipality and the estimated sum of \$83,549.92 is to be paid by benefiting landowners by way of special assessment.
3. The estimated special assessment rate on a prepaid basis will be payable in one lump sum consisting of the base amount of \$2,200.00, plus an amount determined by multiplying the assessed value of the individual homeowner's property by a factor dependent on the area of the property. If not prepaid, in seven equal annual instalments of principal, plus interest:
- a. In partial payment prior to December 31, 2026, with the balance to be prorated over the same 7-year period (2027 to 2033) with an interest rate of 5 percent.
- b. The full remaining balance may be paid in January of each year during the 7-year period with the interest rate being prorated based on the time of payment.
4. The Mayor and the Chief Administrative Officer are authorized to raise by way of temporary loans or advances from any bank, credit union or person, the moneys necessary to meet the cost of the undertaking. Any such loans or advances shall be a first charge upon the proceeds of the sale of any debentures. The Mayor and the Chief Administrative Officer are authorized to sign and seal any promissory note, notes or renewals to effect such loans or advances and will ensure the temporary borrowing does not cause the municipality to exceed its debt limit. Additional appropriate public notice will be provided as per the Municipal Public Notice Bylaw.
5. The lifetime of the work described above, as estimated by the engineer, is 7 years.

(S E A L)

\_\_\_\_\_  
Mayor

\_\_\_\_\_  
Chief Administrative Officer